



LLOYD - Sales Statistics (Units)

Year	# Sales	Median	Growth	Low	High
2000	3	\$ 148,000	0.0 %	\$ 48,000	\$ 148,000
2001	5	\$ 147,500	-0.3 %	\$ 142,000	\$ 157,800
2002	1	\$ 210,000	42.4 %	\$ 210,000	\$ 210,000
2003	8	\$ 187,000	-11.0 %	\$ 55,000	\$ 210,000
2004	2	\$ 144,750	-22.6 %	\$ 100,000	\$ 189,500
2005	1	\$ 255,000	76.2 %	\$ 255,000	\$ 255,000
2006	2	\$ 245,000	-3.9 %	\$ 245,000	\$ 245,000
2007	2	\$ 267,500	9.2 %	\$ 266,750	\$ 268,250
2008	1	\$ 240,000	-10.3 %	\$ 240,000	\$ 240,000
2009	1	\$ 260,000	8.3 %	\$ 260,000	\$ 260,000
2010	2	\$ 284,000	9.2 %	\$ 269,000	\$ 299,000
2011	2	\$ 283,500	-0.2 %	\$ 259,000	\$ 308,000
2012	1	\$ 290,000	2.3 %	\$ 290,000	\$ 290,000
2013	1	\$ 335,000	15.5 %	\$ 335,000	\$ 335,000
2014	1	\$ 285,000	-14.9 %	\$ 285,000	\$ 285,000
2015	2	\$ 289,000	1.4 %	\$ 288,000	\$ 290,000
2016	1	\$ 295,000	2.1 %	\$ 295,000	\$ 295,000
2017	1	\$ 300,000	1.7 %	\$ 300,000	\$ 300,000
2018	0				

Median Sale Price

\$300k

Based on 1 recorded Unit sales within the last 12 months (Apr '17 - Mar '18)

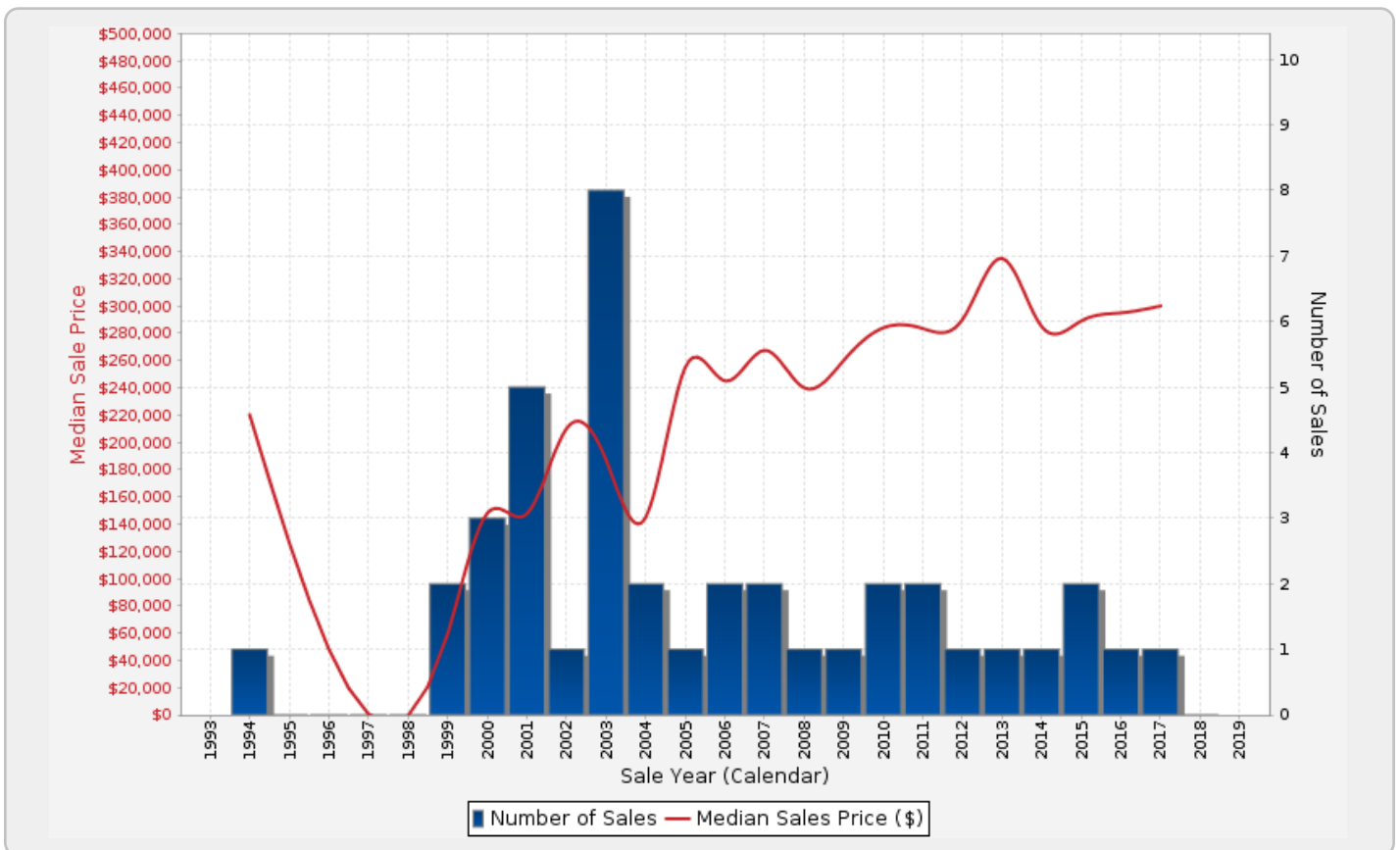
Based on a rolling 12 month period and may differ from calendar year statistics

Suburb Growth

+1.7%

Current Median Price: \$300,000
Previous Median Price: \$295,000

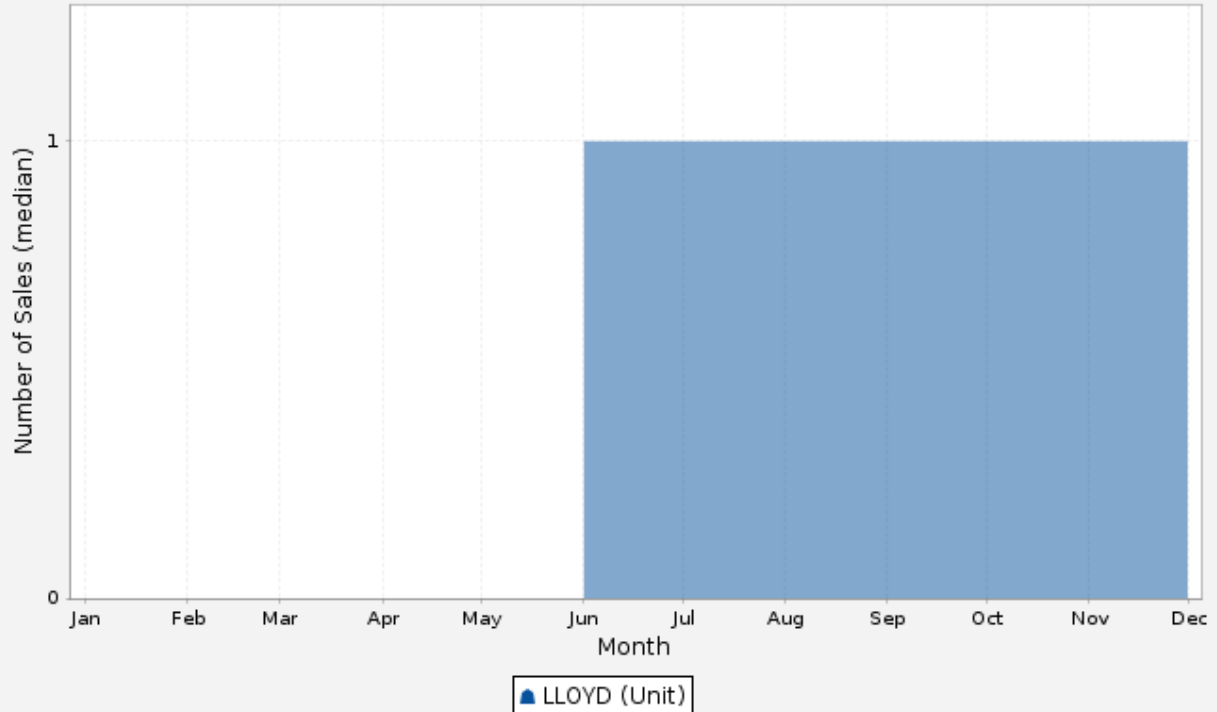
Based on 2 recorded Unit sales compared over the last two rolling 12 month periods





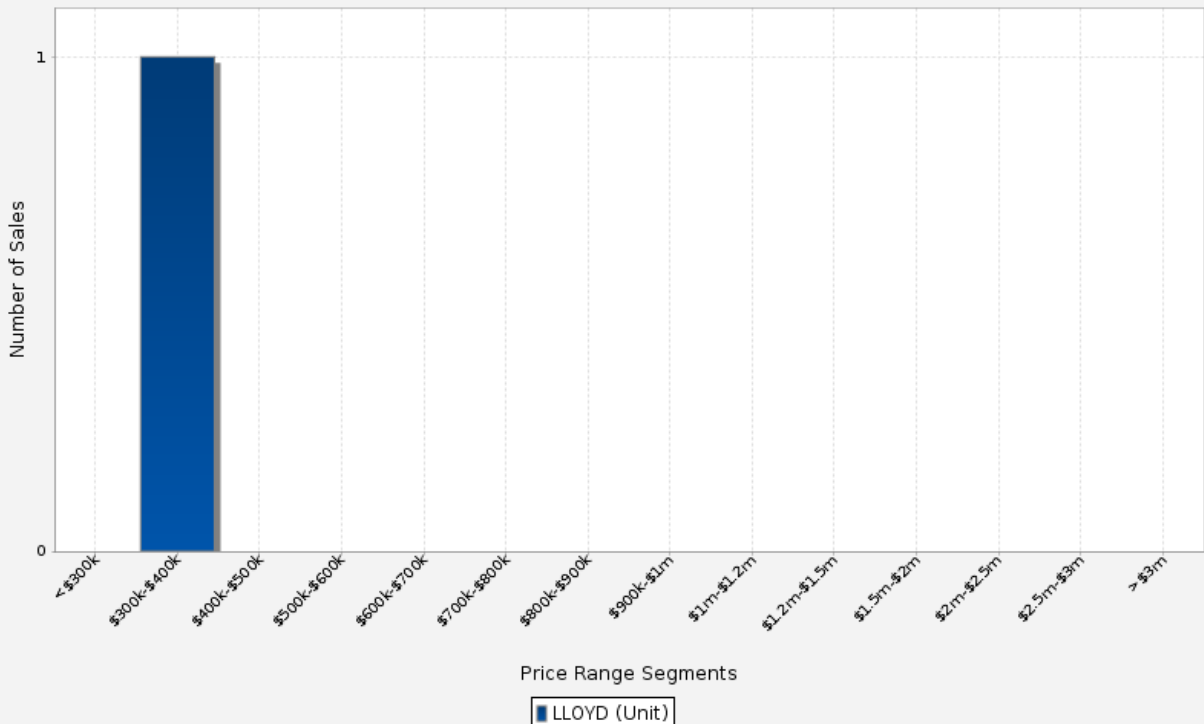
LLOYD - Peak Selling Periods

Peak Selling Periods (3 Years ending Mar 2018)



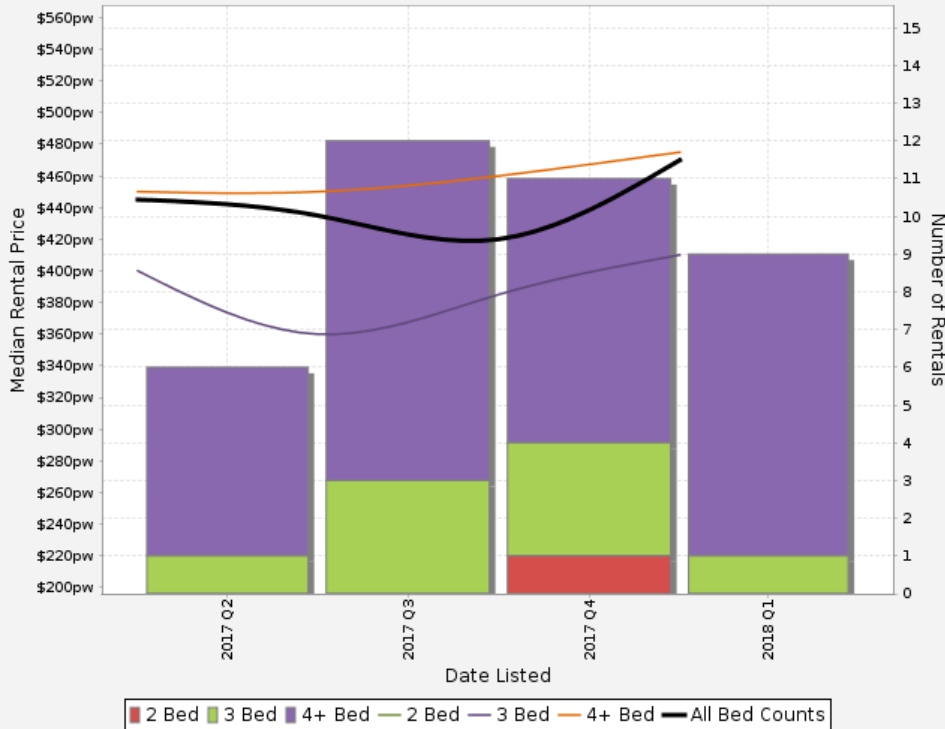
LLOYD - Price Range Segments

Price Range Segmentation (12 Months ending Mar '18)





LLOYD - Median Weekly Rents (Houses)

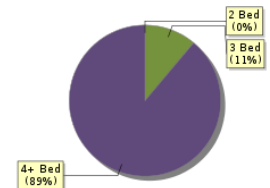


Suburb Sale Price Growth

+0.9%

Current Median Price: \$429,000
Previous Median Price: \$425,000
Based on 77 registered House sales compared over the last two rolling 12 month periods.

Bedroom Breakdown



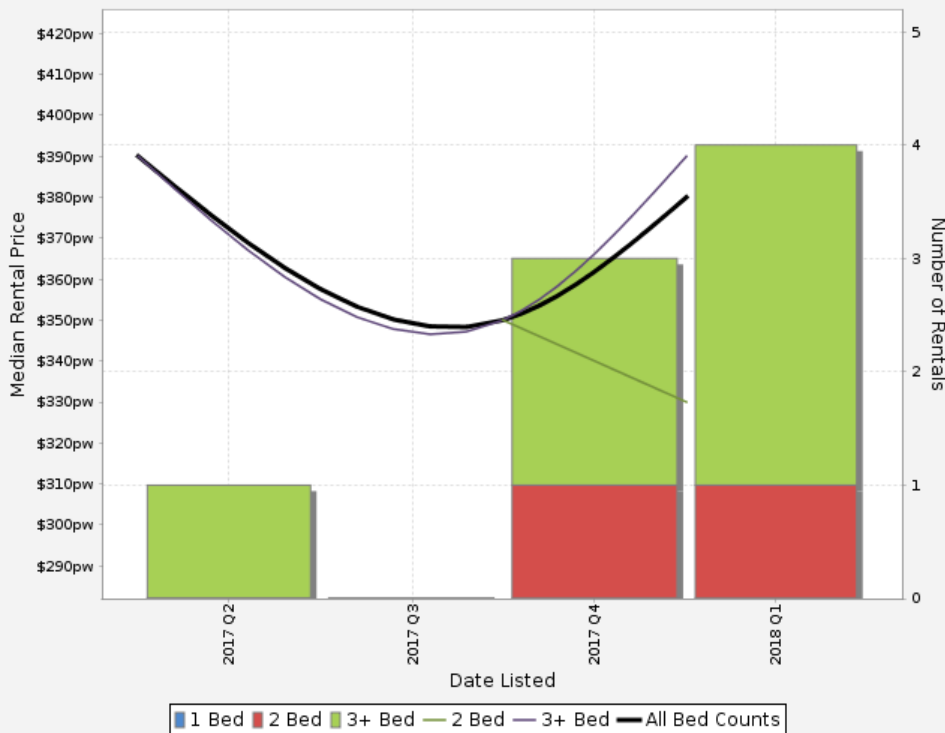
Suburb Rental Yield

+5.4%

Current Median Price: \$429,000
Current Median Rent: \$445
Based on 38 registered House sales compared over the last 12 months.



LLOYD - Median Weekly Rents (Units)

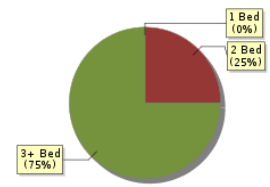


Suburb Sale Price Growth

+1.7%

Current Median Price: \$300,000
Previous Median Price: \$295,000
Based on 2 registered Unit sales compared over the last two rolling 12 month periods.

Bedroom Breakdown



Suburb Rental Yield

+6.3%

Current Median Price: \$300,000
Current Median Rent: \$365
Based on 8 registered Unit sales compared over the last 12 months.